

Closeouts & Bargains

(all sales final & subject prior sale)



**RH Marvin
Casement
window; 4-9/16”
jamb, RO size
25” x 43-3/4”,
Almond screen,
composite
exterior,
unfinished pine
interior
\$100 (plus tax)**

ELCA 1W1H R

CN25XCN43

GLAZ			
GRID		JMBS	4 9/16
WOOD		CASE	NAIL FIN
FRAME	SW	BA	SCRN ALMOND
SASH	SW	BA	HDWE AF HDW,
MISC		CERT	

SHIP TO

GLENBROOK BUILDING SUPPLY
5250 GLENBROOK AVE N
OAKDALE, MN 55128 - 1328

MARVIN

SOLD TO

GLENBROOK BUILDING SUPPLY
DKG34166

21 - Oct - 20

IPLNT

ORDER GLK01992

LINE 7

BIN 10A

DEALER N/A

Closeouts & Bargains

(all sales final & subject prior sale)



**2-6 x 6-8 Larson
Screen Door; White
\$75 (plus tax)**

Closeouts & Bargains

(all sales final & subject prior sale)

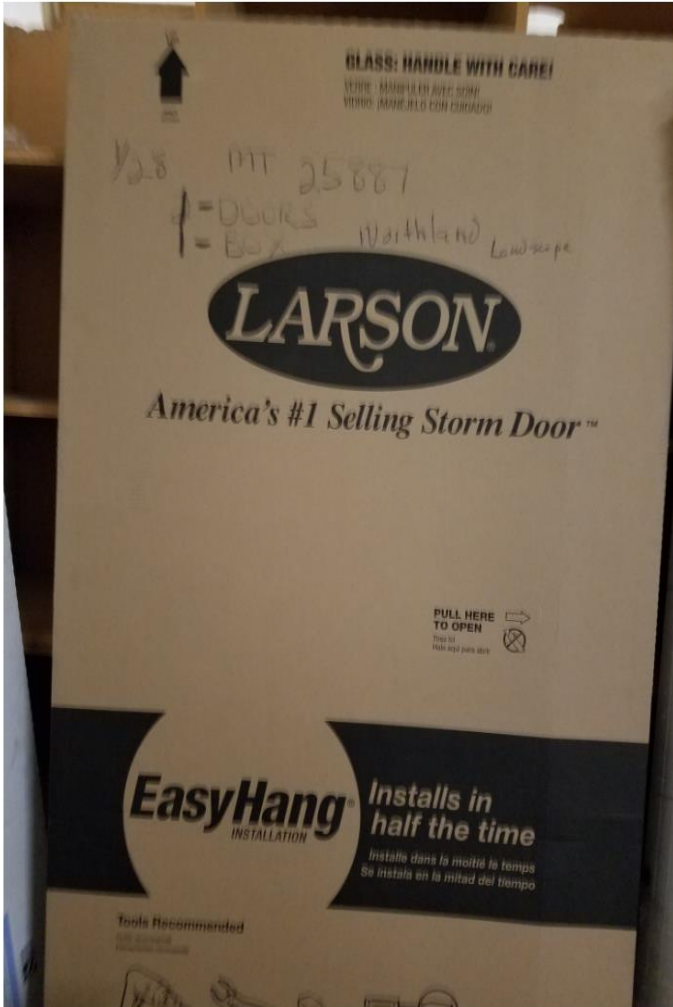


**2-6 x 6-8 Larson Storm Door;
White**

\$100 (plus tax)

Closeouts & Bargains

(all sales final & subject prior sale)



**Larson Storm Door, Brand new in box, 3-0
x 6-8, brown with aged bronze hardware
(ref#G25887)**

\$150 (plus tax)

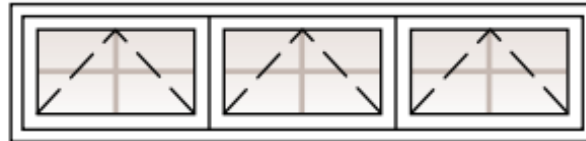
Closeouts & Bargains

(all sales final & subject prior sale)



Anderson 400 Series AR321 3-Wide Awning Window, CW155 RH (r/o size is 1'-5 1/2" x 6'-0 3/8"), 6-9/16" jamb, White Ext./White Int., Prairie Style Grilles, Grid-between-glass (ref#G19627)

\$300 (plus tax, all sales final)



AR321



Prairie

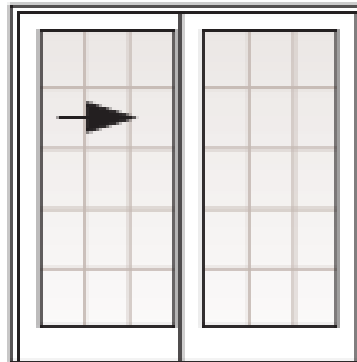
Closeouts & Bargains

(all sales final & subject prior sale)



Anderson 400 Frenchwood Gliding Patio Door, Series FWG60611 L (from exterior, left side is operable), R/O size is 6'-0" x 6'-11", 6-9/16" jamb, White Ext./White Int. (ref#G19627)

\$800 (plus tax, all sales final)



~~FWG60611~~
FWG60611L
~~FWG60611~~

400 Series Frenchwood® Gliding Patio Door



Closeouts & Bargains

(all sales final & subject prior sale)



**Bayer Entry door, 2/8 x 6/8, 6 Panel, RH, 4-9/16
jamb (ref#G29327)**

\$75 (plus tax)

Closeouts & Bargains

(all sales final & subject prior sale)



Westbury Railing sections, brand new in boxes

\$50/section (plus tax)

<i>style</i>	<i>length</i>	<i>color</i>	<i>qty</i>
C10, rail section	6'x36"	black	1
C10, crossover stair section	6'x36"	black	2
C10, crossover stair section	6'x36"	bronze	3
C10, rail section	5'x36"	bronze	1
C10, rail section	6'x36"	bronze	1

Closeouts & Bargains

(all sales final & subject prior sale)



**Bayer Molded Door, 1 qty 3/0x6/8 LH
(ref#G27243)**

\$75 (plus tax)

I-SGL 3/0X6/8 1-3/8 SC A3 3p PRIMED SMOOTH MOLDED, (LH), 4-9
Primed (MDF) 305C Primed (Ultralight MDF), No Casing, Oil Rubbed
Bronze (US10B), Hinge: BB, 3-1/2", .087 Gauge, 5/8" Rad, 1-3/32"
Backset, Hinge Locations: BBW, 7-1/4", 38-1/4", 69-1/4", LOCK-ONE
Machining: Cylindrical, 2-1/8, Thru Bore, BBW, Drive In, 2-3/8 Backset,
Strike: Full Lip, Rad, 3/32, LOCK-ONE Location: BBW 44, Strike:
44-1/8

Closeouts & Bargains

(all sales final & subject prior sale)



**BayerBuilt 4091 Prefinished
(Rockwood) Poplar Newel post
with square or pyramid cap (ref#
SOG39340-001)**

\$50.00 (plus tax)

Closeouts & Bargains

(all sales final & subject prior sale)



**2/0 Maple door slab, no bore,
machined hinges-RH swing, clear
finish**

\$25.00 (plus tax)

Closeouts & Bargains

(all sales final & subject prior sale)



2/4 Maple door slabs (qty 2), clear finishing, no machining, slabs only

\$30.00 per each

Closeouts & Bargains

(all sales final & subject prior sale)



**BayerBuilt Primed 3/0x6/8 1-3/8”
Primed Style/Rail Door, 6-9/16”
jamb (ref#G27464)**

\$100 (plus tax)

I-SGL 3/0X6/8 1-3/8 A2 2p PRIMED STILE AND RAIL, (RH), 6-9
Primed (LBR CR) 301A Primed Poplar, No Casing, Oil Rubbed Bronze
(US10B), Hinge: BB, 3-1/2", .087 Gauge, 5/8" Rad, 1-3/32" Backset,
Hinge Locations: BBW, 7-1/4", 38-1/4", 69-1/4", LOCK-ONE Machining:
Cylindrical, 2-1/8, Thru Bore, BBW, Drive In, 2-3/8 Backset, Strike: Full
Lip, Rad, 3/32, LOCK-ONE Location: BBW 44, Strike: 44-1/8

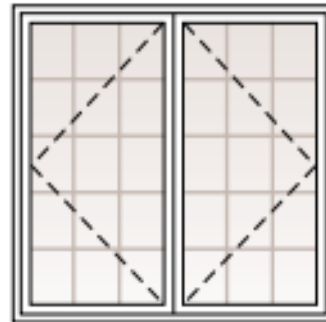
Closeouts & Bargains

(all sales final & subject prior sale)



**Anderson 400 Series CX25 L/R 2-
Wide Casement Window, R/O
size is 5'-0 3/8" x 5'-3 1/4", 6-
9/16" jamb, White Ext./Pine Int.
(ref#G19627)**

\$500 (plus tax)



CX25

Closeouts & Bargains

(all sales final & subject prior sale)



**Anderson 400 Series
Casement Window, CW155
RH (r/o size is 30"x65-1/2"),
extension jambs "loose" for
4-13/16" (ref#G10267)**

\$200 (plus tax)

Closeouts & Bargains

(all sales final & subject prior sale)



**Bayer Molded Door, 2/6x6/8
(ref#G23809)**

\$75 (plus tax)

I-SGL 2/6X6/8 1-3/8 HC A2 2p PRIMED SMOOTH MOLDED, (RH),
4-9 Primed (MDF) 305C Primed (Ultralight MDF), 157A Primed
(Ultralight MDF), (LPM), Satin Nickel (US15), Hinge: BB, 3-1/2", .087
Gauge, 5/8" Rad, 1-3/32" Backset, Hinge Locations: BBW, 7-1/4",
38-1/4", 69-1/4", LOCK-ONE Machining: Cylindrical, 2-1/8, Thru Bore,
BBW, Drive In, 2-3/8 Backset, Strike: Full Lip, Rad, 3/32, LOCK-ONE
Location: BBW 44, Strike: 44-1/8